

One Tech Tip: Change these settings on X to limit calls and hide your IP address

March 5 2024, by The Associated Press



A visitor tests Ray Neo X2 Lite AR glasses during the Mobile World Congress 2024 in Barcelona, Spain, Monday, Feb. 26, 2024. The Mobile World Congress kicked off Monday in Barcelona, Spain, with mobile phone makers showing off new devices and telecom industry executives perusing the latest networking gear and software. Credit: AP Photo/Pau Venteo

Elon Musk's social media platform X has made audio and video calling capabilities available to all users, not just those with paid accounts. But a privacy issue has emerged from the rollout.

The changes have made it so anyone following you on the platform formerly known as Twitter can call and see your Internet Protocol address by default.

An IP address lists where your phone or computer lives on the internet—it's how you get [messages](#) and load websites. An exposed IP address can make you more vulnerable to dangers from spam to ID theft to revealing your location.

It poses perhaps the most serious risk to people like human-rights activists who create online accounts under pseudonyms to avoid persecution.

If you want to avoid random calls from people you may not know or want to hide your IP address from the X community, here are the mobile app settings you need to change:


Head to your direct message settings


Navigate to the X app on your phone. Click on your profile picture in the upper-left corner, navigate to "Settings and Support," then hit "Settings and [privacy](#)."


Touch the "Privacy and safety" menu and then scroll to the "Direct messages" subcategory.


Your X activity


 **Audience and tagging**
Manage what information you allow other people on X to see. >


 **Your posts**
Manage the information associated with your posts. >

 **Content you see**
Decide what you see on X based on your preferences like Topics and interests. >

 **Mute and block**
Manage the accounts, words, and notifications that you've muted or blocked. >

 **Direct messages**
Manage who can message you directly. >

 **Spaces**
Manage your Spaces activity >

 **Discoverability and contacts**
Control your discoverability settings and manage contacts you've imported. >

This screenshot made on Monday, March 4, 2024, shows settings to change on X if a user wants to avoid random calls from people they may not know or want to hide their IP address from the X community. Credit: AP Photo

How to limit who can see your IP address

If you want to use X's new audio and video call functions but limit the exposure of your IP address, scroll down and toggle on the "Enhanced call privacy" option. It's toggled off by default.

X says this setting will help you avoid revealing your IP address to your contact during a call.

In this same menu, you also have a number of choices to limit who can call you, including an option that allows only people in your [address book](#) to reach out.

Enable audio and video calling



Take messaging to the next level with audio and video calls. When enabled you can select who you're comfortable using it with. [Learn more](#)

Allow audio and video calls from:

To reduce unwanted calls, you'll need to have messaged an account at least once before they're able to call you.

People in your address book



People you follow



Verified users



Everyone



Enhanced call privacy



Enable this setting to avoid revealing your IP address to your contact during your call. [Learn more](#)

This screenshot made on Monday, March 4, 2024, shows settings to change on X if a user wants to avoid random calls from people they may not know or want to

hide their IP address from the X community. Credit: AP Photo

How to turn off audio and video calls entirely

In the "Direct messages" menu, toggle off the "Enable audio and video calling" option. This will collapse the previous options and prevent anyone on X from calling you.

Limiting IP address visibility and turning off the calls entirely is only available in the settings if you are using the mobile app version of the former Twitter. For now, at least, there does not appear to be an option to turn off the feature using the web version of X. A representative for X did not immediately return a message for comment on Monday.

© 2024 The Associated Press. All rights reserved. This material may not be published, broadcast, rewritten or redistributed without permission.

Citation: One Tech Tip: Change these settings on X to limit calls and hide your IP address (2024, March 5) retrieved 28 April 2024 from <https://techxplore.com/news/2024-03-tech-limit-ip.html>

This document is subject to copyright. Apart from any fair dealing for the purpose of private study or research, no part may be reproduced without the written permission. The content is provided for information purposes only.