

Novel magnetic spray transforms objects into millirobots for biomedical applications

18 November 2020



With the M-spray, different tiny objects can be turned in to millirobots. Credit: City University of Hong Kong

Researchers in a joint research project led by a scientist from City University of Hong Kong (CityU) have developed an easy way to make millirobots, by coating objects with a glue-like, magnetic spray. Driven by the magnetic field, the coated objects can crawl, walk or roll on surfaces. As the magnetic coating is biocompatible and can be disintegrated into powders when needed, this technology demonstrates the potential for biomedical applications, including catheter navigation and drug delivery.

The research team is led by Dr. Shen Yajing, Associate Professor of the Department of Biomedical Engineering (BME) at CityU in collaboration with the Shenzhen Institutes of Advanced Technology (SIAT), Chinese Academy of Sciences (CAS). The research findings have been published in the scientific journal *Science Robotics*, titled "An agglutinate magnetic spray transforms inanimate objects into millirobots for [biomedical applications](#)."

Transforming objects into millirobots with a

"magnetic coat"

Scientists have been developing millirobots or insect-scale robots that can adapt to [different environments](#) for exploration and biomedical applications.

Dr. Shen's research team came up with a simple approach to construct millirobots by [coating](#) objects with a composited glue-like magnetic spray, called M-spray. "Our idea is that by putting on this magnetic coat, we can turn any objects into a robot and control their locomotion. The M-spray we developed can stick on the targeted [object](#) and activate it when driven by a magnetic field," explained Dr. Shen.

Composed of polyvinyl alcohol (PVA), gluten and iron particles, M-spray can adhere to the rough, smooth surfaces of 1-D, 2-D or 3-D objects instantly, stably and firmly. The film it formed on the surface is just about 0.1 to 0.25 mm thick, which is thin enough to preserve the original size, form and structure of the objects.

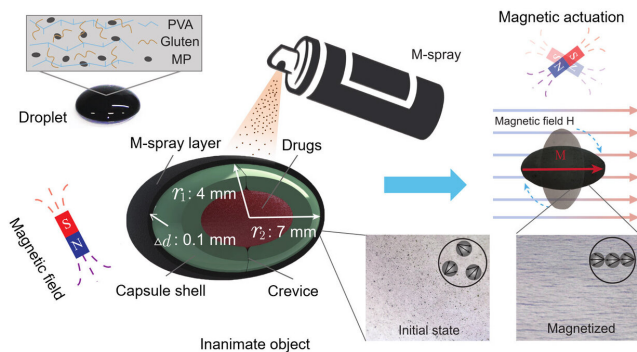
After coating the object with M-spray, the researchers magnetized it with single or multiple magnetisation directions, which could control how the object moved by a magnetic field. Then they applied heat on the object until the coating was solidified.

In this way, when driven by a magnetic field, the objects can be transformed into millirobots with different locomotion modes, such as crawling, flipping, walking and rolling on various surfaces including glass, skin, wood and sand. The team demonstrated this feature by converting cotton thread (1-D), origami (2-D flat plane), polydimethylsiloxane film (2-D curved/soft surface) and plastic pipe (3-D round object) into soft reptile robot, multi-foot robot, walking robot and rolling robot, respectively.

On-demand reprogramming to change locomotion mode

The team can reprogramme the millirobot's locomotion mode on demand. Mr Yang Xiong, the co-first author of this paper, explained that conventionally, the robot's initial structure is usually fixed once it is constructed, hence constraining its versatility in motion. However, by wetting the solidified M-spray coating fully to make it adhesive like glue and then by applying a strong magnetic field, the distribution and alignment direction of the magnetic particles (easy magnetisation axis) of the M-spray coating can be changed.

Their experiments showed that the same millirobot could switch between different locomotion modes, such as from a faster 3-D caterpillar movement in a spacious environment to a slower 2-D concertina movement for passing through a narrow gap.



Application of M-spray/M-skin on a capsule for drug delivery. Credit: Tu and Gao, *Sci. Robot.* 5, eabf1390 (2020)

Navigating ability and disintegrable property

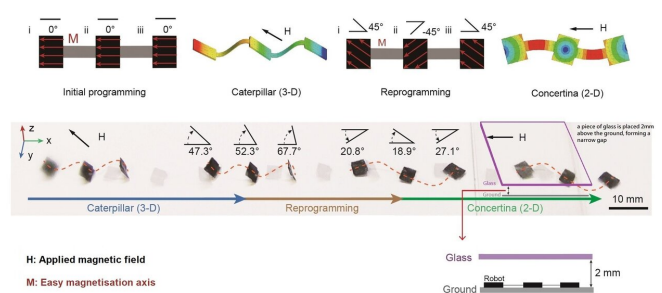
This reprogrammable actuation feature is also helpful for navigation towards targets. To explore the potential in biomedical applications, the team carried out experiments with a catheter, which is widely used for inserting into the body to treat disease or perform surgical procedures. They demonstrated that the M-spray coated catheter could perform sharp or smooth turns. And the

impact of blood/liquid flow on the motion ability and stability on the M-spray coated catheter was limited.

By reprogramming the M-spray coating of different sections of a cotton thread based on the delivery task and environment, they further showed that it could achieve a fast-steering and smoothly pass through an irregular, narrow structure. Dr. Shen pointed out that from the view of clinical application, this can prevent the unexpected plunging in the throat wall during insertion.

"Task-based reprogramming offers promising potential for catheter manipulation in the complex esophagus, vessel and urethra where navigation is always required," he said.

Another important feature of this technology is that the M-spray coating can be disintegrated into powders on demand with the manipulation of a magnetic field. "All the raw materials of M-spray, namely PVA, gluten and iron particles, are biocompatible. The disintegrated coating could be absorbed or excreted by the human body," said Dr. Shen, stressing the side effect of the disintegration of M-spray is negligible.



The reptile millirobot changes from caterpillar motion to concertina motion after reprogramming. Credit: City University of Hong Kong

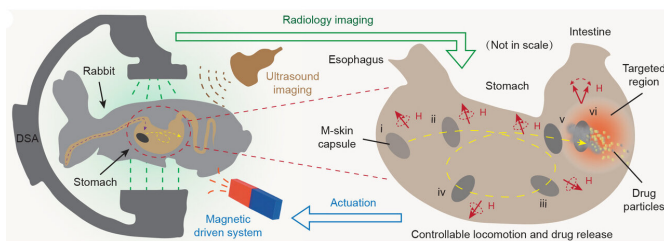
Successful drug delivery in rabbit stomach

To further verify the feasibility and effectiveness of the M-spray enabled millirobot for [drug delivery](#), the team conducted in vivo test with rabbits and capsule coated with M-spray. During the delivery process, the rabbits were anesthetized, and the position of the capsule in the stomach was tracked by radiology imaging. When the capsule reached the targeted region, the researchers disintegrated the coating by applying an oscillating [magnetic field](#). "The controllable disintegration property of M-spray enables the drug to be released in a targeted location rather than scattering in the organ," Dr. Shen added.

particularly for the tasks in limited space," said Dr. Shen.

More information: X. Yang et al., An agglutinate magnetic spray transforms inanimate objects into millirobots for biomedical applications. *Science Robotics* (2020). [robotics.sciencemag.org/lookup.../scirobotics.abc8191](#)

J. Tu et al., Spray-on magnetic skin for robotic actuation. *Science Robotics* (2020). [robotics.sciencemag.org/lookup.../scirobotics.abf1390](#)



Provided by City University of Hong Kong

Schematic of the drug delivery in rabbit stomach. The magnetic field is applied for robot actuation, radiology imaging is adopted for locomotion evaluation, and ultrasound imaging is adopted for drug release evaluation. Credit: Yang et al., *Sci. Robot.* 5, eabc8191 (2020)

Though the M-spray coating will start to disintegrate in about eight minutes under strongly acidic environment (pH level 1), the team showed that an additional PVA layer on the surface of the M-spray coating could prolong it to about 15 minutes. And if replacing the iron particles with nickel particles, the coating could keep stable in a strongly acidic environment even after 30 minutes.

"Our experiment results indicated that different millirobots could be constructed with the M-spray adapting to various environment, surface conditions and obstacles. We hope this construction strategy can contribute to the development and application of millirobots in different fields, such as active transportation, moveable sensor and devices,

APA citation: Novel magnetic spray transforms objects into millirobots for biomedical applications (2020, November 18) retrieved 21 October 2021 from <https://techxplore.com/news/2020-11-magnetic-millirobots-biomedical-applications.html>

This document is subject to copyright. Apart from any fair dealing for the purpose of private study or research, no part may be reproduced without the written permission. The content is provided for information purposes only.